




# MOTORIZED HOUSEKEEPING CART

## MOVE HEAVY LOADS WITH LESS EFFORT

Workers' compensation data from California shows that hotel housekeepers are ~2x as likely to experience an injury from pushing & pulling tasks relative to all other occupations.\*



### REDUCE STRAIN

The battery powered cart virtually eliminates the need for manual force when transporting loads up to 350 lb in both forward and reverse.



### DECREASE DOWNTIME

Housekeepers can complete an average shift using one fully charged battery\*\*; however, dual onboard battery compartments provide back-up power, if needed, without having to plug in the entire cart.



### MAXIMIZE VERSATILITY

The retrofit motorized kits are compatible with both new and existing RCP Housekeeping Carts, providing a range of options to meet facility needs.

\*"Workplace Injuries in Hotel Housekeeping in California" — Department of Industrial Relations (2016)


\*\*Based on an average shift of 8 hours; assumes cart is not continuously running. Continuous runtime is approximately 2 hours.



# MOTORIZED HOUSEKEEPING CART

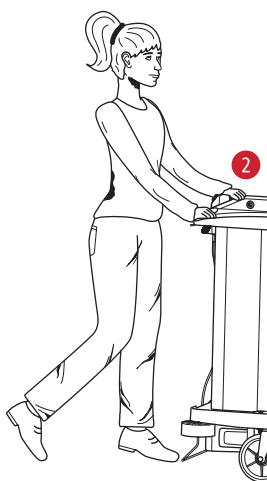
1

The risk of low back pain is more likely during initial push force when moving heavy loads manually.



2

The motorized kit allows you to move up to 350 lb easier than manually pushing.



## MOTORIZED KIT AND ACCESSORIES

NO.	DESCRIPTION	COLOR	CASE QTY
<b>Retrofit Motorized Kit</b>			
2173556	Housekeeping Cart Motorized Kit <sup>1</sup>	Black	1
<b>Accessories</b>			
2173520	Motorized Kit Charger	Black	1
2173664	Motorized Kit Universal Battery	Black	1



2173556



2173520



2173664

<sup>1</sup>Includes one 60V battery, one 3Ah charger. Housekeeping Cart and additional battery sold separately.

## COMPATIBLE HOUSEKEEPING CARTS

NO.	DESCRIPTION	COLOR	L × W × H	LOAD CAPACITY	CASE QTY
FG618900BLA	Executive Full Size Housekeeping Cart – Traditional, Black	Black	60" × 22" × 50"	350 lb	1
1969596	Executive Full Size Housekeeping Cart – Traditional, Platinum	Platinum	60" × 22" × 50"	350 lb	1
FG619000BLA	Executive Compact Housekeeping Cart – Traditional, Black*	Black	49" × 22" × 50"	350 lb	1
FG9T1900BLA	Executive Full Size Housekeeping Cart With Hood And Doors– Traditional, Black	Black	60" × 22" × 50"	350 lb	1
FG619100BLA	Executive Full Size Housekeeping Cart With Doors– Traditional, Black	Black	60" × 22" × 50"	350 lb	1
FG619200BLA	Executive Compact Housekeeping Cart With Doors – Traditional, Black*	Black	49" × 22" × 50"	350 lb	1

\*Vacuum cannot be stored on the cart where the kit is assembled.



FG618900BLA



1969596



FG619000BLA



FG9T1900BLA



FG619100BLA



FG619200BLA



Charge time of 80 minutes with a continuous runtime of approximately 2 hours. Additional batteries and chargers may be purchased separately.



Variable speed control 0.5-2 mph with forward mode and 0.5 mph with reverse mode. 300-watt motor allows for maximum climbing incline of 5 degrees which is ADA compliant.



Key lock for added security.